



Intertek

TEST REPORT

ASTM E84-05

Modified\*

SURFACE BURNING  
CHARACTERISTICS  
OF BUILDING MATERIALS

Report No. 3149389SAT-003

LTC2R8, LTD2R8 LTT2R8, LTR2R8, VC20817, VD20817,  
VCG0817, VTG0817, VCM0817, VTM0817, VT20817, VTR0817

April 16, 2008

Prepared for:  
SABIC Innovative Plastics  
2338 Washington Avenue  
Evansville IN 47714

Intertek Testing  
Services NA, Inc.  
16015 Shady Falls Road  
Elmendorf, TX 78112  
(voice) 210-635-8100  
(fax) 210-635-8101  
[www.intertek-  
etlsemko.com](http://www.intertek-etlsemko.com)

\*See Test Procedure Section

**ABSTRACT**

Test Specimen: LTC2R8, LTD2R8 LTT2R8, LTR2R8, VC20817, VD20817, VCG0817,  
VTG0817, VCM0817, VTM0817, VT20817, VTR0817

Test Standard: ASTM E84-05  
Modified\*

Test Date: April 15, 2008

Test Sponsor: SABIC Innovative Plastics

Test Results: FLAME SPREAD INDEX = 10  
SMOKE DEVELOPED INDEX = 450  
= N/A ft. Beyond Burners  
Centerline

3149389SAT-003

*This report is for the exclusive use of Intertek's Client and is provided pursuant to the agreement between Intertek and its Client. Intertek's responsibility and liability are limited to the terms and conditions of the agreement. Intertek assumes no liability to any party, other than to the Client in accordance with the agreement, for any loss, expense or damage occasioned by the use of this report. Only the Client is authorized to copy or distribute this report and then only in its entirety. Any use of the Intertek name or one of its marks for the sale or advertisement of the tested material, product or service must first be approved in writing by Intertek. The observations and test results in this report are relevant only to the sample tested. This report by itself does not imply that the material, product, or service is or has ever been under an Intertek certification program.*

Teodoro Alvarado Jr  
E84 Operator

April 16, 2008

Reviewed and approved:

Miguel Zamarripa  
Project Manager

April 16, 2008

## I INTRODUCTION

This report describes the results of the ASTM E84-05 Standard Test Method for SURFACE BURNING CHARACTERISTICS OF BUILDING MATERIALS, a method for determining the comparative surface burning behavior of building materials. This test is applicable to exposed surfaces, such as ceilings or walls, provided that the material or assembly of materials, by its own structural quality or the manner in which it is tested and intended for use, is capable of supporting itself in position or being supported during the test period.

The purpose of the method is to determine the relative burning behavior of the material by observing the flame spread along the specimen. Flame spread and smoke density developed are reported, however, there is not necessarily a relationship between these two measurements.

“The use of supporting materials on the underside of the test specimen may lower the flame spread index from that which might be obtained if the specimen could be tested without such support. This method may not be appropriate for obtaining comparative surface burning behavior of some cellular plastic materials. Testing of materials that melt, drip, or delaminate to such a degree that the continuity of the flame front is destroyed, results in low flame spread indices that do not relate directly to indices obtained by testing materials that remain in place.”

This test method is also published under the following designations:

ANSI 2.5  
NFPA 255  
UBC 8-1 (42-1)  
UL 723

*This standard should be used to measure and describe the properties of materials, products, or assemblies in response to heat and flame under controlled laboratory conditions and should not be used to describe or appraise the fire hazard or fire risk of materials, products, or assemblies under actual fire conditions. However, results of this test may be used as elements of a fire risk assessment which takes into account all of the factors which are pertinent to an assessment of the fire hazard of a particular end use.*

## II PURPOSE

The ASTM E84-05 (25 foot tunnel) test method is intended to compare the surface flame spread and smoke developed measurements to those obtained from tests of fiber cement board and select grade red oak flooring. The test specimen surface (18 inches wide and 24 feet long) is exposed to a flaming fire exposure during the 10 minute test duration, while flame spread over its surface and density of the resulting smoke are measured and recorded. Test results are presented as the computed comparisons to the standard calibration materials.

The furnace is considered under calibration when a 10 minute test of red oak decking will pass flame out the end of the tunnel in five minutes, 30 seconds, plus or minus 15 seconds. Fiber cement board forms the zero point for both flame spread and smoke developed indexes, while the red oak flooring smoke developed index is set as 100.

## III DESCRIPTION OF TEST SPECIMEN

Specimen Identification:	LTC2R8, LTD2R8 LTT2R8, LTR2R8, VC20817, VD20817, VCG0817, VTG0817, VCM0817, VTM0817, VT20817, VTR0817
Date Received:	3/31/2008
Date Prepared:	3/31/2008
Conditioning (73°F & 50% R.H.):	15 days
Specimen Width (in):	21
Specimen Length (ft):	24
Specimen Thickness:	0.3100-in.
Material Weight:	N/A oz./sq. yd
Total Specimen Weight:	15-lbs.
Adhesive or coating application rate:	N/A

### Mounting Method:

The specimen was supported on 1/4 in steel rods and 2 inch galvanized hexagonal wire mesh.

### Specimen Description:

The test specimen was described by the client as the "Multiwall sheet sample". The specimen consisted of (3) 8-ft. long x 21-in. wide x 0.3100-in. thick, plastic sheets. The samples were received in good condition. The specimen was identified by the client as "LTC2R8, LTD2R8 LTT2R8, LTR2R8, VC20817, VD20817, VCG0817, VTG0817, VCM0817, VTM0817, VT20817, VTR0817".

#### IV TEST PROCEDURE

The tests were conducted in accordance with the procedures outlined in the American Society for Testing and Materials ASTM E84-05. The self-supporting specimens were placed directly on the tunnel ledges. As required by the standard, one or more layers of 0.25 inch thick reinforced concrete board was placed on top of the test sample between the sample and the tunnel lid. After the tests, the samples were removed from the tunnel, examined and disposed of.

The test was conducted on 4/15/2008, and witnessed by Ajit Ranade of SABIC Innovative Plastics.

Modification: The rigid plastic supporting method was modified with rods and wire.

#### V TEST RESULTS

The test results, computed on the basis of observed flame front advance and electronic smoke density measurements are presented in the following table. In recognition of possible variations and limitations of the test method, the results are computed to the nearest number divisible by five, as outlined in the test method for smoke developed index results greater than 200 the calculated value is rounded to the nearest 50 points.

*While no longer a part of this standard test method, the Fuel Contributed Value has been computed, and may be found on the computer printout sheet in the Appendix.*

Test Specimen	E84 (10 Minute) Flame Spread Index	E84 (10 Minute) Smoke Developed Index	NFPA 703 (30Minute) ft
Fiber Cement Board	0	0	N/A
Red Oak Flooring		100	N/A
LTC2R8, LTD2R8 LTT2R8, LTR2R8, VC20817, VD20817, VCG0817, VTG0817, VCM0817, VTM0817, VT20817, VTR0817	10	450	N/A

The data sheets are included in the Appendix. These sheets are actual print-outs of the computerized data system which monitors the ASTM E84-05 apparatus, and contain all calibration and specimen data needed to calculate the test results.

## VI OBSERVATIONS

During the test, the specimen was observed to behave in the following manner: The specimen began to melt at 0:25 (min:sec.). The specimen ignited at 0:33 (min:sec.). Flame drops began to fall at 0:34 (min:sec.). The floor of the apparatus ignited at 0:48 (min:sec.). The test continued for the 10:00 duration. After the test burners were turned off, a 60 second afterflame was observed.

After the test the specimen was observed to be damaged as follows:

The specimen was consumed from 0-ft. - 11-ft. melted to the floor from 11-ft. - 20-ft. and slightly melted from 20-ft. - 24-ft.

# **APPENDIX**

## **ASTM E84-05 Data Sheets**

Client: SABIC INNOVATIVE PLASTICS

Date: 4-15-2008

Project Number: 3149389SAT-003

Test Number: 3

Operator: TA/AM

Specimen ID: "LTC2R8, LTD2R8, LTT2R8, LTR2R8, VC20817, VD20817, VCG0817, VTG0817, VCM0817, VTM0817, VT20817, VTR0817/ MULTIWALL SHEET SAMPLE THE SPECIMEN WAS SUPPORTED BY RODS AND WIRE. THE TEST WAS WITNESSED BY AJIT RANADE FROM SABIC INNOVATIVE PLASTICS.

## TEST RESULTS

FLAMESPREAD 10

SMOKE DEVELOPED INDEX: 450

## SPECIMEN DATA . . .

Time to Ignition (sec): 33

Time to Max FS (sec): 582

Maximum FS (feet): 5.5

Time to 980 F (sec): Never Reached

Time to End of Tunnel (sec): Never Reached

Max Temperature (F): 577

Time to Max Temperature (sec): 517

Total Fuel Burned (cubic feet): 50.33

FS\*Time Area (ft\*min): 14.9

Smoke Area (%A\*min): 517.3

Unrounded FSI: 7.7

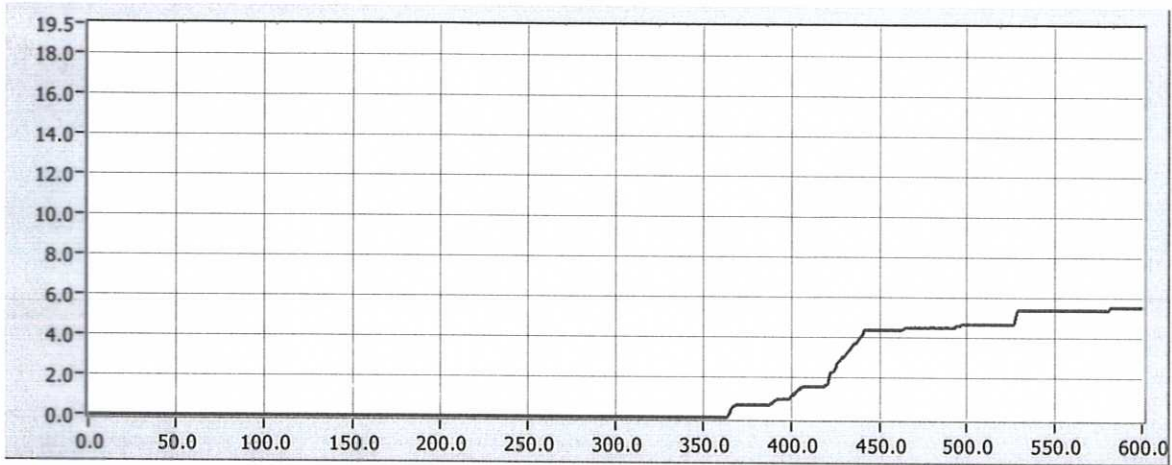
## CALIBRATION DATA . . .

Time to Ignition of Last Red Oak (Sec): 33.0

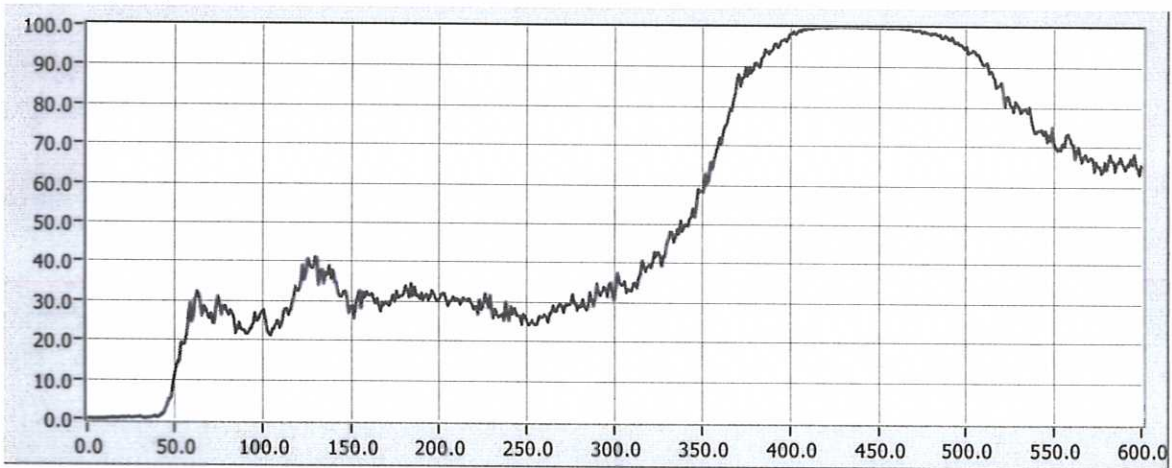
Red Oak Smoke Area (%A\*min): 121.4



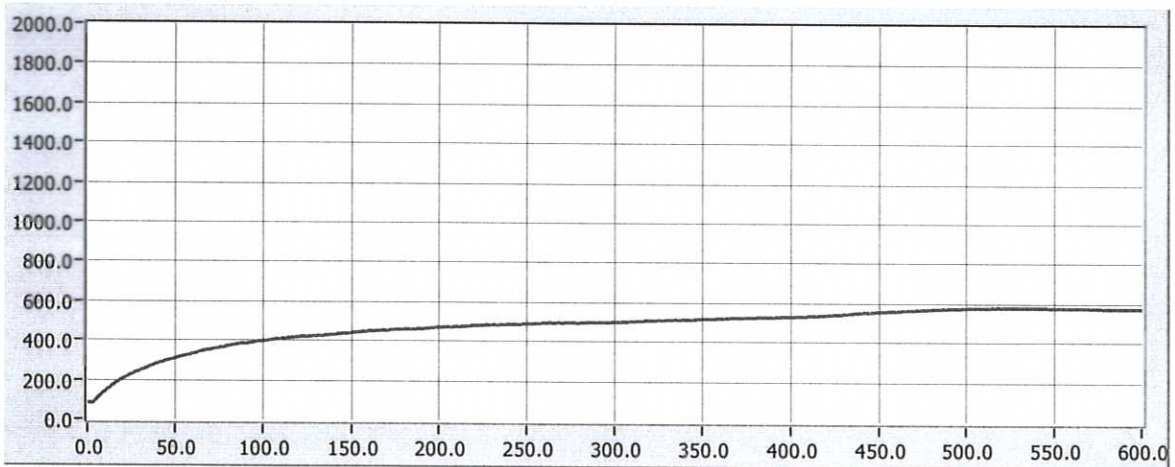
### FLAME SPREAD (ft)



### Smoke (%A)



### Temperature (°F)



Time (sec)

600